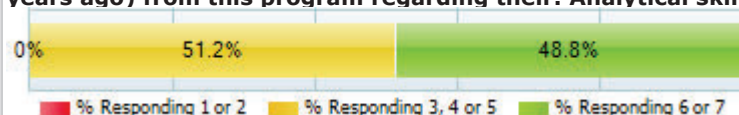


Survey results in the order the questions appear on the actual survey

**Order:** 53082 > 2023-24 Benchworks Teacher Education Employer Assessment**Population:** PennWest > All Respondents (no filter selected) **(42 responses)****Survey Statistics:** No. Attempted = 145      No. Responded = 42      % Responding = 28.9%Show up to **100** Question(s) per Report PageReport Page **1** of 1**Q001. General Learning Outcomes - To what degree are you satisfied with recent graduates (i.e., graduated five or fewer years ago) from this program regarding their: Analytical skills**

	N	% of Total
(1) Not at all	0	0.0%
(2)	0	0.0%
(3)	1	2.4%
(4) Moderately	7	17.1%
(5)	13	31.7%
(6)	16	39.0%
(7) Extremely	4	9.8%

% Resp = 97.6%

N = 41

Mean = 5.37

Std Dev = 0.96

**Q002. General Learning Outcomes - To what degree are you satisfied with recent graduates (i.e., graduated five or fewer years ago) from this program regarding their: Critical thinking skills**

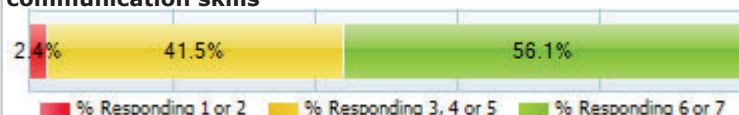
	N	% of Total
(1) Not at all	0	0.0%
(2)	0	0.0%
(3)	1	2.5%
(4) Moderately	7	17.5%
(5)	11	27.5%
(6)	17	42.5%
(7) Extremely	4	10.0%

% Resp = 95.2%

N = 40

Mean = 5.40

Std Dev = 0.97

**Q003. General Learning Outcomes - To what degree are you satisfied with recent graduates (i.e., graduated five or fewer years ago) from this program regarding their: Oral communication skills**

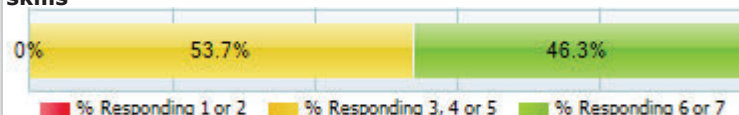
	N	% of Total
(1) Not at all	0	0.0%
(2)	1	2.4%
(3)	2	4.9%
(4) Moderately	6	14.6%
(5)	9	22.0%
(6)	17	41.5%
(7) Extremely	6	14.6%

% Resp = 97.6%

N = 41

Mean = 5.39

Std Dev = 1.19

**Q004. General Learning Outcomes - To what degree are you satisfied with recent graduates (i.e., graduated five or fewer years ago) from this program regarding their: Problem-solving skills**

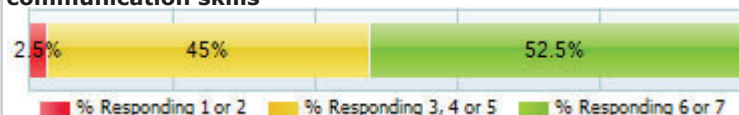
	N	% of Total
(1) Not at all	0	0.0%
(2)	0	0.0%
(3)	2	4.9%
(4) Moderately	6	14.6%
(5)	14	34.2%
(6)	14	34.2%
(7) Extremely	5	12.2%

% Resp = 97.6%

N = 41

Mean = 5.34

Std Dev = 1.03

**Q005. General Learning Outcomes - To what degree are you satisfied with recent graduates (i.e., graduated five or fewer years ago) from this program regarding their: Written communication skills**

	N	% of Total
(1) Not at all	0	0.0%
(2)	1	2.5%
(3)	0	0.0%
(4) Moderately	6	15.0%
(5)	12	30.0%
(6)	14	35.0%
(7) Extremely	7	17.5%

% Resp = 95.2%

N = 40

Mean = 5.48

Std Dev = 1.10

**Q006. Employee Traits - To what degree are you satisfied with recent graduates (i.e., graduated five or fewer years ago) from this program regarding their: Commitment to their current job**

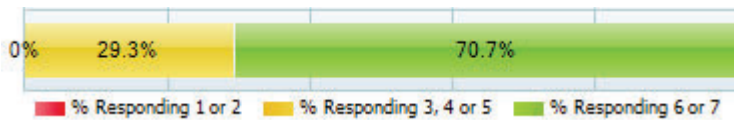
	N	% of Total
(1) Not at all	0	0.0%
(2)	0	0.0%
(3)	0	0.0%

% Resp = 97.6%

N = 41

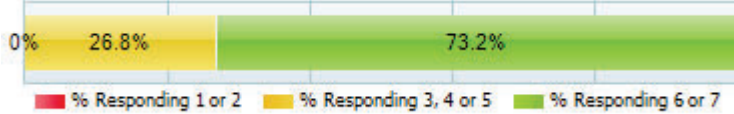
Mean = 6.05

Std Dev = 0.96



(4) Moderately	3	7.3%
(5)	9	22.0%
(6)	12	29.3%
(7) Extremely	17	41.5%

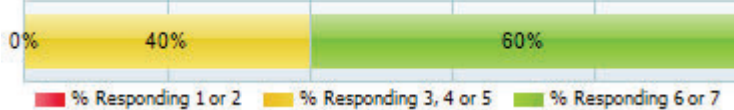
**Q007. Employee Traits - To what degree are you satisfied with recent graduates (i.e., graduated five or fewer years ago) from this program regarding their: Professionalism**



	N	% of Total
(1) Not at all	0	0.0%
(2)	0	0.0%
(3)	0	0.0%
(4) Moderately	4	9.8%
(5)	7	17.1%
(6)	16	39.0%
(7) Extremely	14	34.2%

% Resp = 97.6%
N = 41
Mean = 5.98
Std Dev = 0.95

**Q008. Employee Traits - To what degree are you satisfied with recent graduates (i.e., graduated five or fewer years ago) from this program regarding their: Work ethic**



	N	% of Total
(1) Not at all	0	0.0%
(2)	0	0.0%
(3)	0	0.0%
(4) Moderately	4	10.0%
(5)	12	30.0%
(6)	12	30.0%
(7) Extremely	12	30.0%

% Resp = 95.2%
N = 40
Mean = 5.80
Std Dev = 0.98

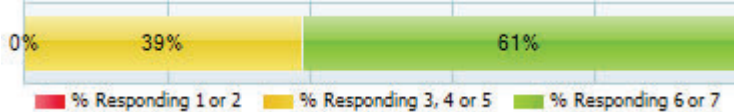
**Q009. Learning Outcomes - To what degree are you satisfied with recent graduates (i.e., graduated five or fewer years ago) from this program regarding their ability to: Apply knowledge of assessment strategies**



	N	% of Total
(1) Not at all	0	0.0%
(2)	0	0.0%
(3)	3	7.3%
(4) Moderately	5	12.2%
(5)	11	26.8%
(6)	16	39.0%
(7) Extremely	6	14.6%

% Resp = 97.6%
N = 41
Mean = 5.41
Std Dev = 1.10

**Q010. Learning Outcomes - To what degree are you satisfied with recent graduates (i.e., graduated five or fewer years ago) from this program regarding their ability to: Build collaborative professional relationships**



	N	% of Total
(1) Not at all	0	0.0%
(2)	0	0.0%
(3)	0	0.0%
(4) Moderately	3	7.3%
(5)	13	31.7%
(6)	16	39.0%
(7) Extremely	9	22.0%

% Resp = 97.6%
N = 41
Mean = 5.76
Std Dev = 0.88

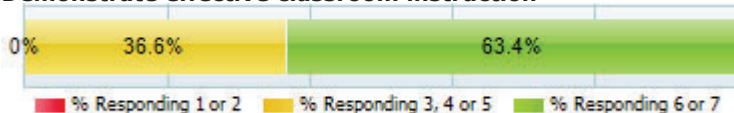
**Q011. Learning Outcomes - To what degree are you satisfied with recent graduates (i.e., graduated five or fewer years ago) from this program regarding their ability to: Create a productive classroom environment**



	N	% of Total
(1) Not at all	0	0.0%
(2)	0	0.0%
(3)	2	4.9%
(4) Moderately	4	9.8%
(5)	13	31.7%
(6)	13	31.7%
(7) Extremely	9	22.0%

% Resp = 97.6%
N = 41
Mean = 5.56
Std Dev = 1.08

**Q012. Learning Outcomes - To what degree are you satisfied with recent graduates (i.e., graduated five or fewer years ago) from this program regarding their ability to: Demonstrate effective classroom instruction**



	N	% of Total
(1) Not at all	0	0.0%
(2)	0	0.0%
(3)	2	4.9%
(4) Moderately	2	4.9%
(5)	11	26.8%
(6)	19	46.3%
(7) Extremely	7	17.1%

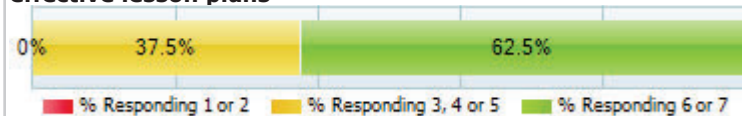
% Resp = 97.6%
N = 41
Mean = 5.66
Std Dev = 0.98

**Q013. Learning Outcomes - To what degree are you satisfied with recent graduates (i.e., graduated five or fewer years ago) from this program regarding their ability to: Develop**

	N	% of Total
(1) Not at all	0	0.0%

% Resp = 95.2%
N = 40

### effective lesson plans

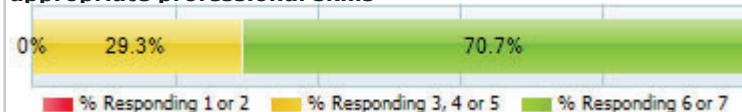


(2)	0	0.0%
(3)	0	0.0%
(4) Moderately	3	7.5%
(5)	12	30.0%
(6)	19	47.5%
(7) Extremely	6	15.0%

Mean = 5.70

Std Dev = 0.81

### Q014. Learning Outcomes - To what degree are you satisfied with recent graduates (i.e., graduated five or fewer years ago) from this program regarding their ability to: Display appropriate professional skills



	N	% of Total
(1) Not at all	0	0.0%
(2)	0	0.0%
(3)	0	0.0%
(4) Moderately	3	7.3%
(5)	9	22.0%
(6)	19	46.3%
(7) Extremely	10	24.4%

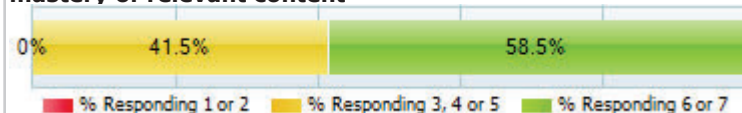
% Resp = 97.6%

N = 41

Mean = 5.88

Std Dev = 0.86

### Q015. Learning Outcomes - To what degree are you satisfied with recent graduates (i.e., graduated five or fewer years ago) from this program regarding their ability to: Exhibit a mastery of relevant content



	N	% of Total
(1) Not at all	0	0.0%
(2)	0	0.0%
(3)	3	7.3%
(4) Moderately	3	7.3%
(5)	11	26.8%
(6)	16	39.0%
(7) Extremely	8	19.5%

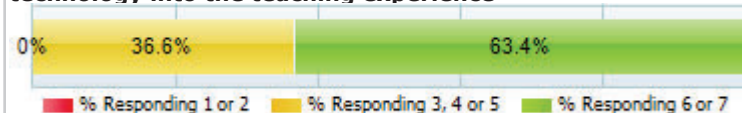
% Resp = 97.6%

N = 41

Mean = 5.56

Std Dev = 1.11

### Q016. Learning Outcomes - To what degree are you satisfied with recent graduates (i.e., graduated five or fewer years ago) from this program regarding their ability to: Integrate technology into the teaching experience



	N	% of Total
(1) Not at all	0	0.0%
(2)	0	0.0%
(3)	0	0.0%
(4) Moderately	2	4.9%
(5)	13	31.7%
(6)	16	39.0%
(7) Extremely	10	24.4%

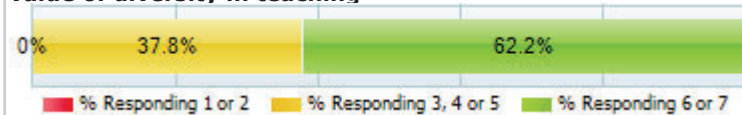
% Resp = 97.6%

N = 41

Mean = 5.83

Std Dev = 0.85

### Q017. Learning Outcomes - To what degree are you satisfied with recent graduates (i.e., graduated five or fewer years ago) from this program regarding their ability to: Reflect the value of diversity in teaching



	N	% of Total
(1) Not at all	0	0.0%
(2)	0	0.0%
(3)	1	2.7%
(4) Moderately	7	18.9%
(5)	6	16.2%
(6)	17	46.0%
(7) Extremely	6	16.2%

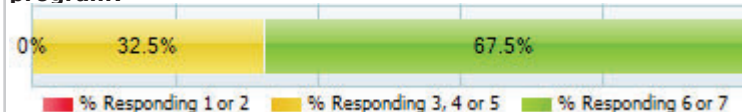
% Resp = 88.1%

N = 37

Mean = 5.54

Std Dev = 1.06

### Q018. Overall Evaluation - To what degree: Are you satisfied with the overall performance of recent graduates from this program?



	N	% of Total
(1) Not at all	0	0.0%
(2)	0	0.0%
(3)	1	2.5%
(4) Moderately	6	15.0%
(5)	6	15.0%
(6)	19	47.5%
(7) Extremely	8	20.0%

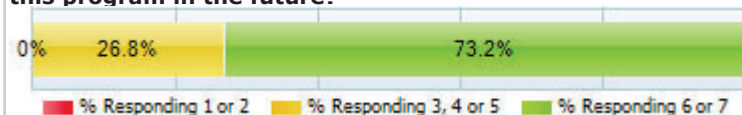
% Resp = 95.2%

N = 40

Mean = 5.68

Std Dev = 1.03

### Q019. Overall Evaluation - To what degree: Would you recommend that your school/organization hire graduates from this program in the future?



	N	% of Total
(1) Not at all	0	0.0%
(2)	0	0.0%
(3)	0	0.0%
(4) Moderately	5	12.2%
(5)	6	14.6%
(6)	14	34.2%
(7) Extremely	16	39.0%

% Resp = 97.6%

N = 41

Mean = 6.00

Std Dev = 1.01