

Survey results in the order the questions appear on the actual survey

Order: 53083 > 2023-24 Benchworks Teacher Education Alumni Assessment

Population: PennWest > All Respondents (no filter selected) **(17 responses)**

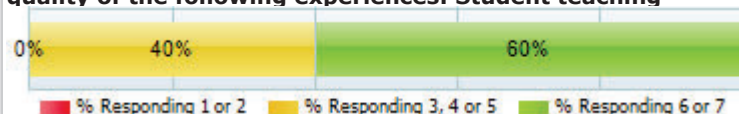
Survey Statistics: No. Attempted = 239 No. Responded = 17 % Responding = 7.11%

Show up to Question(s) per Report Page

< Prev

Next >

Q001. School Activities - How satisfied are you with the quality of the following experiences: Student teaching



	N	% of Total
(1) Not at all	0	0.0%
(2)	0	0.0%
(3)	1	6.7%
(4) Moderately	1	6.7%
(5)	4	26.7%
(6)	3	20.0%
(7) Extremely	6	40.0%

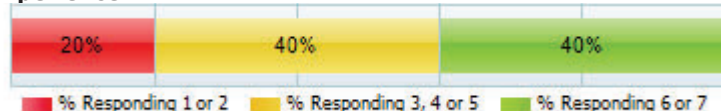
% Resp = 88.2%

N = 15

Mean = 5.80

Std Dev = 1.22

Q002. School Activities - How satisfied are you with the quality of the following experiences: Practicum/field-based experience



	N	% of Total
(1) Not at all	1	6.7%
(2)	2	13.3%
(3)	1	6.7%
(4) Moderately	2	13.3%
(5)	3	20.0%
(6)	2	13.3%
(7) Extremely	4	26.7%

% Resp = 88.2%

N = 15

Mean = 4.73

Std Dev = 1.95

Q003. School Activities - How satisfied are you with the quality of the following experiences: Informal faculty contact



	N	% of Total
(1) Not at all	0	0.0%
(2)	1	6.7%
(3)	1	6.7%
(4) Moderately	4	26.7%
(5)	1	6.7%
(6)	3	20.0%
(7) Extremely	5	33.3%

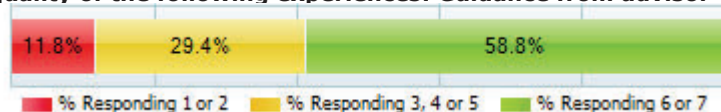
% Resp = 88.2%

N = 15

Mean = 5.27

Std Dev = 1.61

Q004. School Activities - How satisfied are you with the quality of the following experiences: Guidance from advisor



	N	% of Total
(1) Not at all	1	5.9%
(2)	1	5.9%
(3)	1	5.9%
(4) Moderately	3	17.7%
(5)	1	5.9%
(6)	2	11.8%
(7) Extremely	8	47.1%

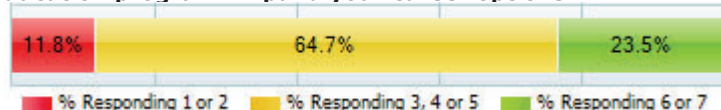
% Resp = 100.0%

N = 17

Mean = 5.35

Std Dev = 1.94

Q005. Career Success - To what extent did the teacher education program: Expand your career options



	N	% of Total
(1) Not at all	0	0.0%
(2)	2	11.8%
(3)	2	11.8%
(4) Moderately	7	41.2%
(5)	2	11.8%
(6)	4	23.5%
(7) Extremely	0	0.0%

% Resp = 100.0%

N = 17

Mean = 4.24

Std Dev = 1.26

Q006. Career Success - To what extent did the teacher education program: Assist you in selecting a career

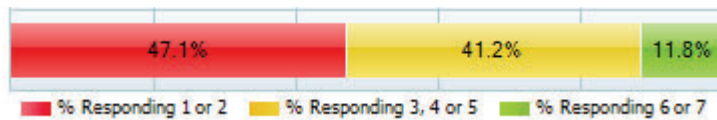
	N	% of Total
(1) Not at all	4	23.5%
(2)	4	23.5%
(3)	0	0.0%

% Resp = 100.0%

N = 17

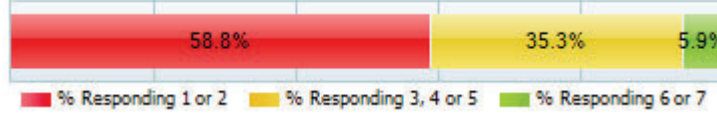
Mean = 3.24

Std Dev = 1.77



(4) Moderately	4	23.5%
(5)	3	17.7%
(6)	2	11.8%
(7) Extremely	0	0.0%

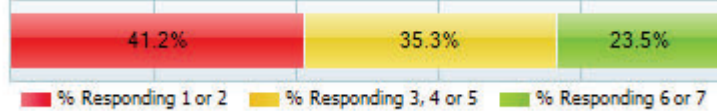
Q007. Career Success - To what extent did the teacher education program: Provide access to alumni



	N	% of Total
(1) Not at all	9	52.9%
(2)	1	5.9%
(3)	0	0.0%
(4) Moderately	5	29.4%
(5)	1	5.9%
(6)	0	0.0%
(7) Extremely	1	5.9%

% Resp = 100.0%
N = 17
Mean = 2.53
Std Dev = 1.85

Q008. Career Success - To what extent did the teacher education program: Provide access to employers



	N	% of Total
(1) Not at all	2	11.8%
(2)	5	29.4%
(3)	1	5.9%
(4) Moderately	4	23.5%
(5)	1	5.9%
(6)	3	17.7%
(7) Extremely	1	5.9%

% Resp = 100.0%
N = 17
Mean = 3.59
Std Dev = 1.85

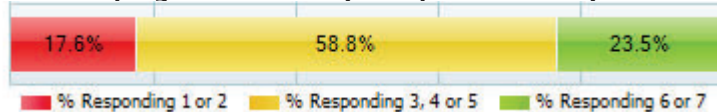
Q009. Career Success - To what extent did the teacher education program: Increase your earning potential



	N	% of Total
(1) Not at all	3	17.7%
(2)	4	23.5%
(3)	1	5.9%
(4) Moderately	4	23.5%
(5)	2	11.8%
(6)	2	11.8%
(7) Extremely	1	5.9%

% Resp = 100.0%
N = 17
Mean = 3.47
Std Dev = 1.85

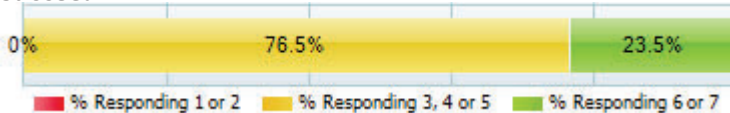
Q010. Career Success - To what extent did the teacher education program: Enhance your upward mobility



	N	% of Total
(1) Not at all	1	5.9%
(2)	2	11.8%
(3)	2	11.8%
(4) Moderately	6	35.3%
(5)	2	11.8%
(6)	3	17.7%
(7) Extremely	1	5.9%

% Resp = 100.0%
N = 17
Mean = 4.12
Std Dev = 1.57

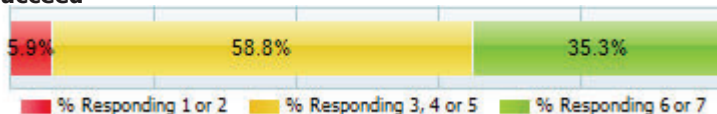
Q011. Career Success - To what extent did the teacher education program: Provide interpersonal skills necessary to succeed



	N	% of Total
(1) Not at all	0	0.0%
(2)	0	0.0%
(3)	2	11.8%
(4) Moderately	4	23.5%
(5)	7	41.2%
(6)	1	5.9%
(7) Extremely	3	17.7%

% Resp = 100.0%
N = 17
Mean = 4.94
Std Dev = 1.21

Q012. Career Success - To what extent did the teacher education program: Provide teaching skills necessary to succeed



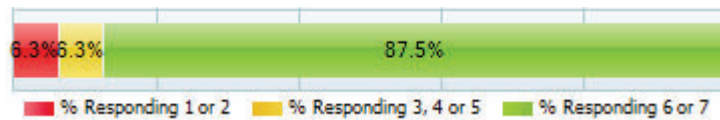
	N	% of Total
(1) Not at all	0	0.0%
(2)	1	5.9%
(3)	2	11.8%
(4) Moderately	3	17.7%
(5)	5	29.4%
(6)	1	5.9%
(7) Extremely	5	29.4%

% Resp = 100.0%
N = 17
Mean = 5.06
Std Dev = 1.55

Q013. Career Choice - How satisfied are you with your: Decision to be a teacher

	N	% of Total
(1) Very dissatisfied	0	0.0%

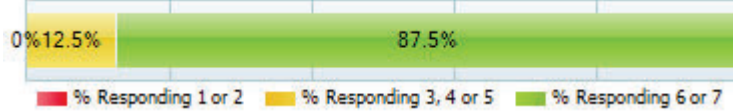
% Resp = 94.1%
N = 16



(2) Moderately dissatisfied	1	6.3%
(3) Slightly dissatisfied	1	6.3%
(4) Neutral	0	0.0%
(5) Slightly satisfied	0	0.0%
(6) Moderately satisfied	4	25.0%
(7) Very satisfied	10	62.5%

Mean = 6.19
Std Dev = 1.47

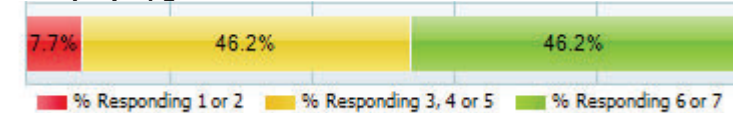
Q014. Career Choice - How satisfied are you with your: Choice of teaching level (i.e., elementary education, middle school)



	N	% of Total
(1) Very dissatisfied	0	0.0%
(2) Moderately dissatisfied	0	0.0%
(3) Slightly dissatisfied	1	6.3%
(4) Neutral	0	0.0%
(5) Slightly satisfied	1	6.3%
(6) Moderately satisfied	3	18.8%
(7) Very satisfied	11	68.8%

% Resp = 94.1%
N = 16
Mean = 6.44
Std Dev = 1.06

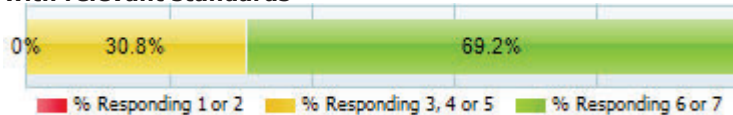
Q015. Career Choice - How satisfied are you with your: Choice of employer/graduate school



	N	% of Total
(1) Very dissatisfied	1	7.7%
(2) Moderately dissatisfied	0	0.0%
(3) Slightly dissatisfied	2	15.4%
(4) Neutral	2	15.4%
(5) Slightly satisfied	2	15.4%
(6) Moderately satisfied	2	15.4%
(7) Very satisfied	4	30.8%

% Resp = 76.5%
N = 13
Mean = 5.00
Std Dev = 1.84

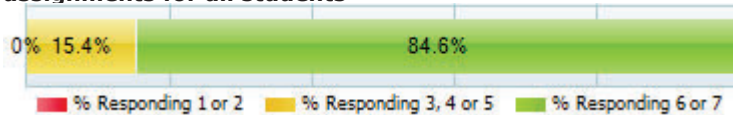
Q016. Assessment - Regarding your current job or graduate school performance, how IMPORTANT is the ability to apply knowledge of assessment strategies to: Align assessments with relevant standards



	N	% of Total
(1) Not at all	0	0.0%
(2)	0	0.0%
(3)	1	7.7%
(4) Moderately	1	7.7%
(5)	2	15.4%
(6)	1	7.7%
(7) Extremely	8	61.5%

% Resp = 76.5%
N = 13
Mean = 6.08
Std Dev = 1.33

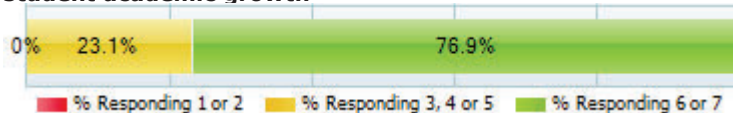
Q017. Assessment - Regarding your current job or graduate school performance, how IMPORTANT is the ability to apply knowledge of assessment strategies to: Create effective assignments for all students



	N	% of Total
(1) Not at all	0	0.0%
(2)	0	0.0%
(3)	0	0.0%
(4) Moderately	2	15.4%
(5)	0	0.0%
(6)	1	7.7%
(7) Extremely	10	76.9%

% Resp = 76.5%
N = 13
Mean = 6.46
Std Dev = 1.08

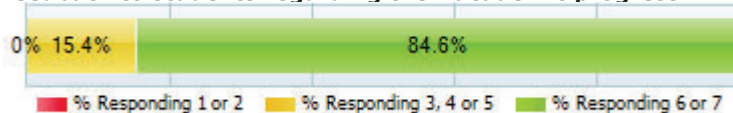
Q018. Assessment - Regarding your current job or graduate school performance, how IMPORTANT is the ability to apply knowledge of assessment strategies to: Provide evidence of student academic growth



	N	% of Total
(1) Not at all	0	0.0%
(2)	0	0.0%
(3)	0	0.0%
(4) Moderately	2	15.4%
(5)	1	7.7%
(6)	2	15.4%
(7) Extremely	8	61.5%

% Resp = 76.5%
N = 13
Mean = 6.23
Std Dev = 1.12

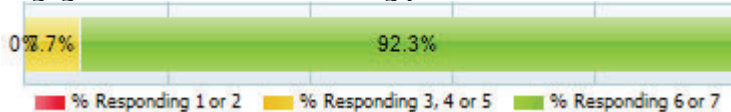
Q019. Assessment - Regarding your current job or graduate school performance, how IMPORTANT is the ability to apply knowledge of assessment strategies to: Provide timely feedback to students regarding their academic progress



	N	% of Total
(1) Not at all	0	0.0%
(2)	0	0.0%
(3)	0	0.0%
(4) Moderately	1	7.7%
(5)	1	7.7%
(6)	1	7.7%
(7) Extremely	10	76.9%

% Resp = 76.5%
N = 13
Mean = 6.54
Std Dev = 0.93

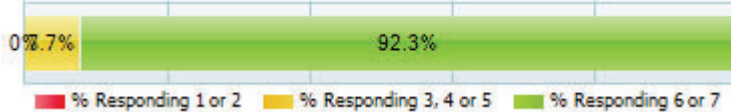
Q020. Classroom Management - Regarding your current job or graduate school performance, how IMPORTANT is the ability to create a productive classroom environment which: Actively engages students in the learning process



	N	% of Total
(1) Not at all	0	0.0%
(2)	0	0.0%
(3)	0	0.0%
(4) Moderately	1	7.7%
(5)	0	0.0%
(6)	1	7.7%
(7) Extremely	11	84.6%

% Resp = 76.5%
N = 13
Mean = 6.69
Std Dev = 0.82

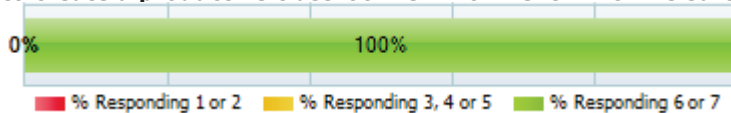
Q021. Classroom Management - Regarding your current job or graduate school performance, how IMPORTANT is the ability to create a productive classroom environment which: Establishes appropriate expectations for student behavior



	N	% of Total
(1) Not at all	0	0.0%
(2)	0	0.0%
(3)	0	0.0%
(4) Moderately	0	0.0%
(5)	1	7.7%
(6)	1	7.7%
(7) Extremely	11	84.6%

% Resp = 76.5%
N = 13
Mean = 6.77
Std Dev = 0.58

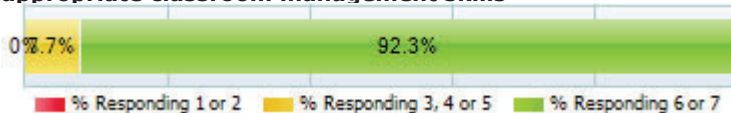
Q022. Classroom Management - Regarding your current job or graduate school performance, how IMPORTANT is the ability to create a productive classroom environment which: Is safe



	N	% of Total
(1) Not at all	0	0.0%
(2)	0	0.0%
(3)	0	0.0%
(4) Moderately	0	0.0%
(5)	0	0.0%
(6)	2	15.4%
(7) Extremely	11	84.6%

% Resp = 76.5%
N = 13
Mean = 6.85
Std Dev = 0.36

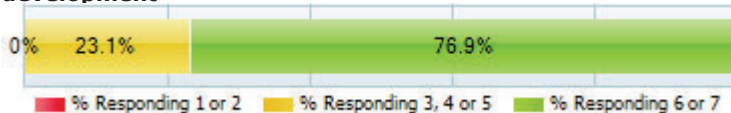
Q023. Classroom Management - Regarding your current job or graduate school performance, how IMPORTANT is the ability to create a productive classroom environment which: Reflects appropriate classroom management skills



	N	% of Total
(1) Not at all	0	0.0%
(2)	0	0.0%
(3)	0	0.0%
(4) Moderately	0	0.0%
(5)	1	7.7%
(6)	1	7.7%
(7) Extremely	11	84.6%

% Resp = 76.5%
N = 13
Mean = 6.77
Std Dev = 0.58

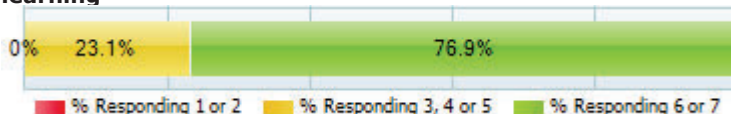
Q024. Content - Regarding your current job or graduate school performance, how IMPORTANT is the ability to exhibit a mastery of relevant content related to: Theories of student development



	N	% of Total
(1) Not at all	0	0.0%
(2)	0	0.0%
(3)	0	0.0%
(4) Moderately	3	23.1%
(5)	0	0.0%
(6)	3	23.1%
(7) Extremely	7	53.9%

% Resp = 76.5%
N = 13
Mean = 6.08
Std Dev = 1.21

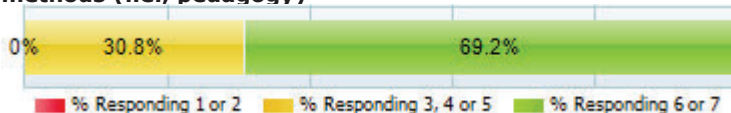
Q025. Content - Regarding your current job or graduate school performance, how IMPORTANT is the ability to exhibit a mastery of relevant content related to: Theories of student learning



	N	% of Total
(1) Not at all	0	0.0%
(2)	0	0.0%
(3)	0	0.0%
(4) Moderately	3	23.1%
(5)	0	0.0%
(6)	3	23.1%
(7) Extremely	7	53.9%

% Resp = 76.5%
N = 13
Mean = 6.08
Std Dev = 1.21

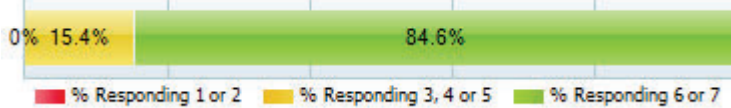
Q026. Content - Regarding your current job or graduate school performance, how IMPORTANT is the ability to exhibit a mastery of relevant content related to: Theories of teaching methods (i.e., pedagogy)



	N	% of Total
(1) Not at all	0	0.0%
(2)	0	0.0%
(3)	0	0.0%
(4) Moderately	1	7.7%
(5)	3	23.1%
(6)	3	23.1%

% Resp = 76.5%
N = 13
Mean = 6.08
Std Dev = 1.00

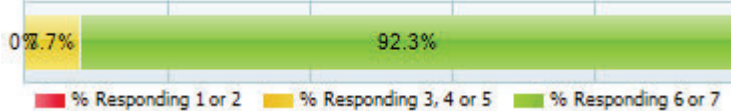
Q027. Content - Regarding your current job or graduate school performance, how IMPORTANT is the ability to exhibit a mastery of relevant content related to: Your content field



	N	% of Total
(1) Not at all	0	0.0%
(2)	0	0.0%
(3)	0	0.0%
(4) Moderately	1	7.7%
(5)	1	7.7%
(6)	2	15.4%
(7) Extremely	9	69.2%

% Resp = 76.5%
N = 13
Mean = 6.46
Std Dev = 0.93

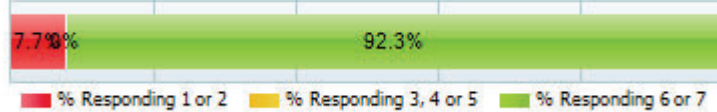
Q028. Diversity - Regarding your current job or graduate school performance, how IMPORTANT is the ability to reflect the value of diversity in teaching by: Customizing instruction for diverse learners



	N	% of Total
(1) Not at all	0	0.0%
(2)	0	0.0%
(3)	0	0.0%
(4) Moderately	1	7.7%
(5)	0	0.0%
(6)	1	7.7%
(7) Extremely	11	84.6%

% Resp = 76.5%
N = 13
Mean = 6.69
Std Dev = 0.82

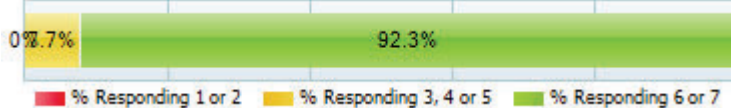
Q029. Diversity - Regarding your current job or graduate school performance, how IMPORTANT is the ability to reflect the value of diversity in teaching by: Establishing equity in the classroom



	N	% of Total
(1) Not at all	1	7.7%
(2)	0	0.0%
(3)	0	0.0%
(4) Moderately	0	0.0%
(5)	0	0.0%
(6)	2	15.4%
(7) Extremely	10	76.9%

% Resp = 76.5%
N = 13
Mean = 6.38
Std Dev = 1.60

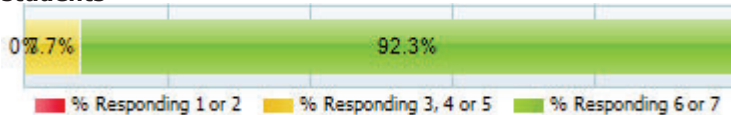
Q030. Diversity - Regarding your current job or graduate school performance, how IMPORTANT is the ability to reflect the value of diversity in teaching by: Fostering an inclusive learning environment



	N	% of Total
(1) Not at all	0	0.0%
(2)	0	0.0%
(3)	0	0.0%
(4) Moderately	1	7.7%
(5)	0	0.0%
(6)	1	7.7%
(7) Extremely	11	84.6%

% Resp = 76.5%
N = 13
Mean = 6.69
Std Dev = 0.82

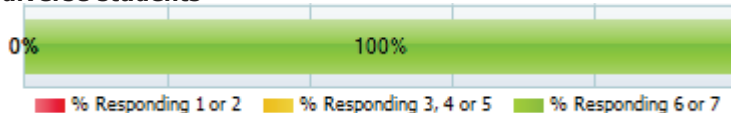
Q031. Diversity - Regarding your current job or graduate school performance, how IMPORTANT is the ability to reflect the value of diversity in teaching by: Implementing strategies for providing equal access to knowledge and skills for all students



	N	% of Total
(1) Not at all	0	0.0%
(2)	0	0.0%
(3)	0	0.0%
(4) Moderately	1	7.7%
(5)	0	0.0%
(6)	2	15.4%
(7) Extremely	10	76.9%

% Resp = 76.5%
N = 13
Mean = 6.62
Std Dev = 0.84

Q032. Diversity - Regarding your current job or graduate school performance, how IMPORTANT is the ability to reflect the value of diversity in teaching by: Relating positively to diverse students



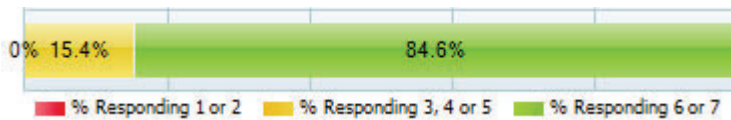
	N	% of Total
(1) Not at all	0	0.0%
(2)	0	0.0%
(3)	0	0.0%
(4) Moderately	0	0.0%
(5)	0	0.0%
(6)	1	7.7%
(7) Extremely	12	92.3%

% Resp = 76.5%
N = 13
Mean = 6.92
Std Dev = 0.27

Q033. Instruction - Regarding your current job or graduate school performance, how IMPORTANT is the ability to demonstrate effective classroom instruction which: Engages students in critical thinking

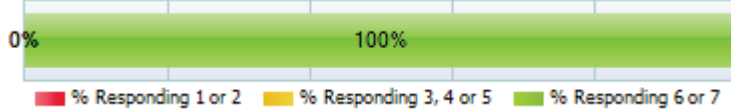
	N	% of Total
(1) Not at all	0	0.0%
(2)	0	0.0%
(3)	1	7.7%
(4) Moderately	0	0.0%

% Resp = 76.5%
N = 13
Mean = 6.54
Std Dev = 1.15



(5)	1	7.7%
(6)	0	0.0%
(7) Extremely	11	84.6%

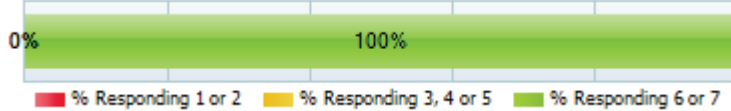
Q034. Instruction - Regarding your current job or graduate school performance, how IMPORTANT is the ability to demonstrate effective classroom instruction which: Engages students in classroom collaborative problem solving



	N	% of Total
(1) Not at all	0	0.0%
(2)	0	0.0%
(3)	0	0.0%
(4) Moderately	0	0.0%
(5)	0	0.0%
(6)	1	7.7%
(7) Extremely	12	92.3%

% Resp = 76.5%
N = 13
Mean = 6.92
Std Dev = 0.27

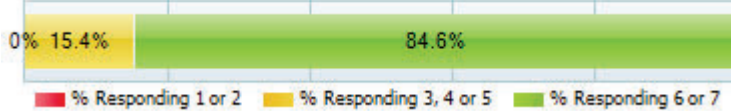
Q035. Instruction - Regarding your current job or graduate school performance, how IMPORTANT is the ability to demonstrate effective classroom instruction which: Fosters student development in relevant areas (i.e., intellectual, personal, social)



	N	% of Total
(1) Not at all	0	0.0%
(2)	0	0.0%
(3)	0	0.0%
(4) Moderately	0	0.0%
(5)	0	0.0%
(6)	1	7.7%
(7) Extremely	12	92.3%

% Resp = 76.5%
N = 13
Mean = 6.92
Std Dev = 0.27

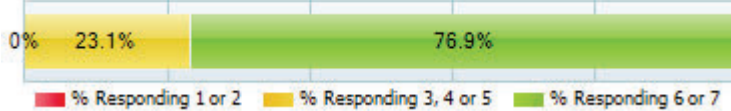
Q036. Instruction - Regarding your current job or graduate school performance, how IMPORTANT is the ability to demonstrate effective classroom instruction which: Is responsive to student questions



	N	% of Total
(1) Not at all	0	0.0%
(2)	0	0.0%
(3)	0	0.0%
(4) Moderately	2	15.4%
(5)	0	0.0%
(6)	0	0.0%
(7) Extremely	11	84.6%

% Resp = 76.5%
N = 13
Mean = 6.54
Std Dev = 1.08

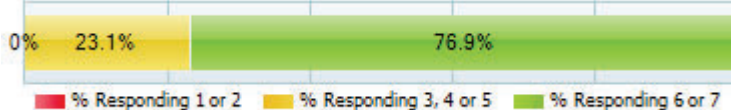
Q037. Instruction - Regarding your current job or graduate school performance, how IMPORTANT is the ability to demonstrate effective classroom instruction which: Makes subject matter meaningful to all students



	N	% of Total
(1) Not at all	0	0.0%
(2)	0	0.0%
(3)	0	0.0%
(4) Moderately	2	15.4%
(5)	1	7.7%
(6)	0	0.0%
(7) Extremely	10	76.9%

% Resp = 76.5%
N = 13
Mean = 6.38
Std Dev = 1.15

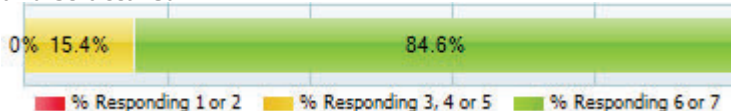
Q038. Lesson Planning - Regarding your current job or graduate school performance, how IMPORTANT is the ability to develop effective lesson plans that: Align to relevant content standards



	N	% of Total
(1) Not at all	0	0.0%
(2)	0	0.0%
(3)	1	7.7%
(4) Moderately	1	7.7%
(5)	1	7.7%
(6)	1	7.7%
(7) Extremely	9	69.2%

% Resp = 76.5%
N = 13
Mean = 6.23
Std Dev = 1.31

Q039. Lesson Planning - Regarding your current job or graduate school performance, how IMPORTANT is the ability to develop effective lesson plans that: Are appropriately paced and structured



	N	% of Total
(1) Not at all	0	0.0%
(2)	0	0.0%
(3)	0	0.0%
(4) Moderately	2	15.4%
(5)	0	0.0%
(6)	1	7.7%
(7) Extremely	10	76.9%

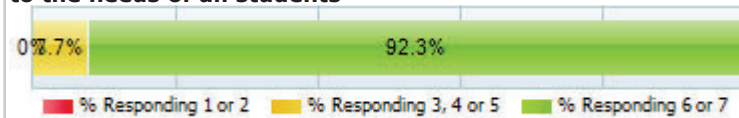
% Resp = 76.5%
N = 13
Mean = 6.46
Std Dev = 1.08

Q040. Lesson Planning - Regarding your current job or graduate school performance, how IMPORTANT is the ability to develop effective lesson plans that: Are modified according

	N	% of Total
(1) Not at all	0	0.0%

% Resp = 76.5%
N = 13

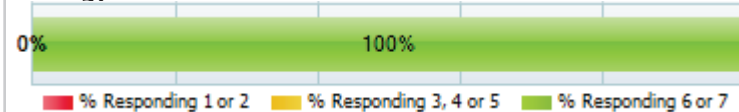
to the needs of all students



(2)	0	0.0%
(3)	0	0.0%
(4) Moderately	1	7.7%
(5)	0	0.0%
(6)	0	0.0%
(7) Extremely	12	92.3%

Mean = 6.77
Std Dev = 0.80

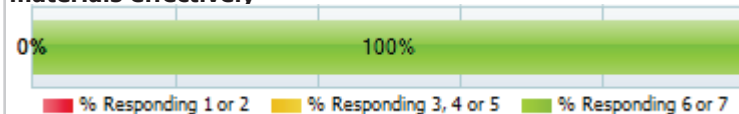
Q041. Lesson Planning - Regarding your current job or graduate school performance, how IMPORTANT is the ability to develop effective lesson plans that: Encourage multiple means of student communication (i.e., listening, speaking, writing)



	N	% of Total
(1) Not at all	0	0.0%
(2)	0	0.0%
(3)	0	0.0%
(4) Moderately	0	0.0%
(5)	0	0.0%
(6)	2	15.4%
(7) Extremely	11	84.6%

% Resp = 76.5%
N = 13
Mean = 6.85
Std Dev = 0.36

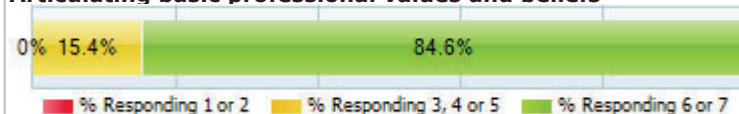
Q042. Lesson Planning - Regarding your current job or graduate school performance, how IMPORTANT is the ability to develop effective lesson plans that: Integrate activities and materials effectively



	N	% of Total
(1) Not at all	0	0.0%
(2)	0	0.0%
(3)	0	0.0%
(4) Moderately	0	0.0%
(5)	0	0.0%
(6)	1	7.7%
(7) Extremely	12	92.3%

% Resp = 76.5%
N = 13
Mean = 6.92
Std Dev = 0.27

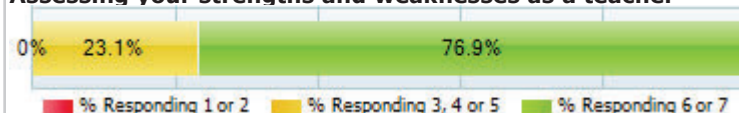
Q043. Professional Development - Regarding your current job or graduate school performance, how IMPORTANT is the ability to display appropriate professional skills through: Articulating basic professional values and beliefs



	N	% of Total
(1) Not at all	0	0.0%
(2)	0	0.0%
(3)	0	0.0%
(4) Moderately	1	7.7%
(5)	1	7.7%
(6)	2	15.4%
(7) Extremely	9	69.2%

% Resp = 76.5%
N = 13
Mean = 6.46
Std Dev = 0.93

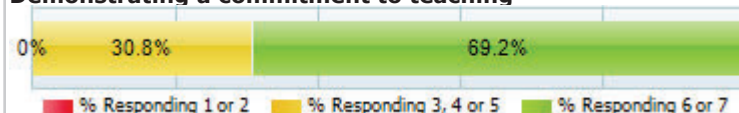
Q044. Professional Development - Regarding your current job or graduate school performance, how IMPORTANT is the ability to display appropriate professional skills through: Assessing your strengths and weaknesses as a teacher



	N	% of Total
(1) Not at all	0	0.0%
(2)	0	0.0%
(3)	0	0.0%
(4) Moderately	2	15.4%
(5)	1	7.7%
(6)	1	7.7%
(7) Extremely	9	69.2%

% Resp = 76.5%
N = 13
Mean = 6.31
Std Dev = 1.14

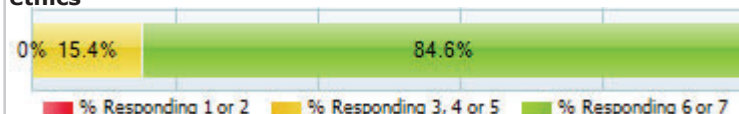
Q045. Professional Development - Regarding your current job or graduate school performance, how IMPORTANT is the ability to display appropriate professional skills through: Demonstrating a commitment to teaching



	N	% of Total
(1) Not at all	0	0.0%
(2)	0	0.0%
(3)	0	0.0%
(4) Moderately	3	23.1%
(5)	1	7.7%
(6)	1	7.7%
(7) Extremely	8	61.5%

% Resp = 76.5%
N = 13
Mean = 6.08
Std Dev = 1.27

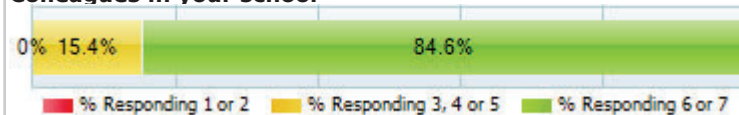
Q046. Professional Development - Regarding your current job or graduate school performance, how IMPORTANT is the ability to display appropriate professional skills through: Demonstrating an understanding of professional codes of ethics



	N	% of Total
(1) Not at all	0	0.0%
(2)	0	0.0%
(3)	0	0.0%
(4) Moderately	1	7.7%
(5)	1	7.7%
(6)	1	7.7%
(7) Extremely	10	76.9%

% Resp = 76.5%
N = 13
Mean = 6.54
Std Dev = 0.93

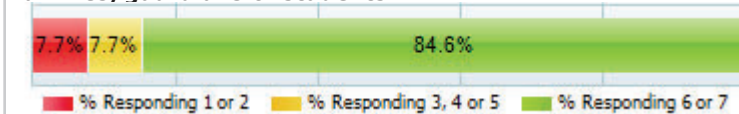
Q047. Professional Relationships - Regarding your current job or graduate school performance, how IMPORTANT is the ability to build collaborative professional relationships with: Colleagues in your school



	N	% of Total
(1) Not at all	0	0.0%
(2)	0	0.0%
(3)	1	7.7%
(4) Moderately	0	0.0%
(5)	1	7.7%
(6)	1	7.7%
(7) Extremely	10	76.9%

% Resp = 76.5%
N = 13
Mean = 6.46
Std Dev = 1.15

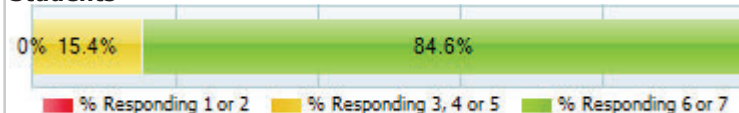
Q048. Professional Relationships - Regarding your current job or graduate school performance, how IMPORTANT is the ability to build collaborative professional relationships with: Families/guardians of students



	N	% of Total
(1) Not at all	0	0.0%
(2)	1	7.7%
(3)	0	0.0%
(4) Moderately	0	0.0%
(5)	1	7.7%
(6)	0	0.0%
(7) Extremely	11	84.6%

% Resp = 76.5%
N = 13
Mean = 6.46
Std Dev = 1.39

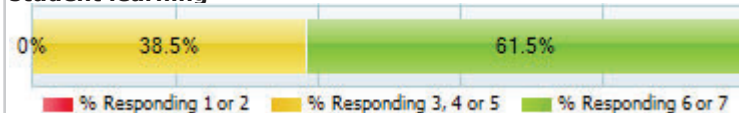
Q049. Professional Relationships - Regarding your current job or graduate school performance, how IMPORTANT is the ability to build collaborative professional relationships with: Students



	N	% of Total
(1) Not at all	0	0.0%
(2)	0	0.0%
(3)	0	0.0%
(4) Moderately	2	15.4%
(5)	0	0.0%
(6)	0	0.0%
(7) Extremely	11	84.6%

% Resp = 76.5%
N = 13
Mean = 6.54
Std Dev = 1.08

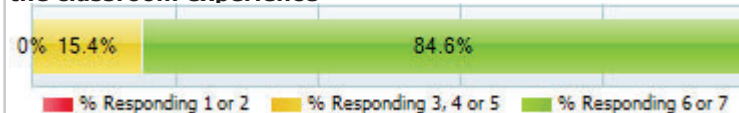
Q050. Technology - Regarding your current job or graduate school performance, how IMPORTANT is the ability to integrate technology into the teaching experience to: Assess student learning



	N	% of Total
(1) Not at all	0	0.0%
(2)	0	0.0%
(3)	1	7.7%
(4) Moderately	1	7.7%
(5)	3	23.1%
(6)	1	7.7%
(7) Extremely	7	53.9%

% Resp = 76.5%
N = 13
Mean = 5.92
Std Dev = 1.33

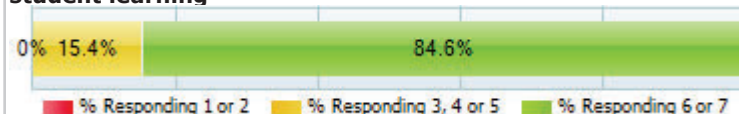
Q051. Technology - Regarding your current job or graduate school performance, how IMPORTANT is the ability to integrate technology into the teaching experience to: Improve the classroom experience



	N	% of Total
(1) Not at all	0	0.0%
(2)	0	0.0%
(3)	0	0.0%
(4) Moderately	2	15.4%
(5)	0	0.0%
(6)	1	7.7%
(7) Extremely	10	76.9%

% Resp = 76.5%
N = 13
Mean = 6.46
Std Dev = 1.08

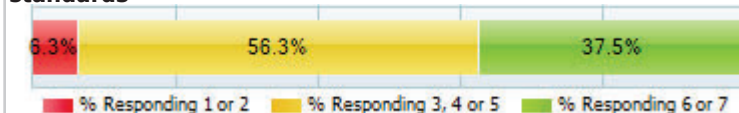
Q052. Technology - Regarding your current job or graduate school performance, how IMPORTANT is the ability to integrate technology into the teaching experience to: Enhance student learning



	N	% of Total
(1) Not at all	0	0.0%
(2)	0	0.0%
(3)	0	0.0%
(4) Moderately	2	15.4%
(5)	0	0.0%
(6)	2	15.4%
(7) Extremely	9	69.2%

% Resp = 76.5%
N = 13
Mean = 6.38
Std Dev = 1.08

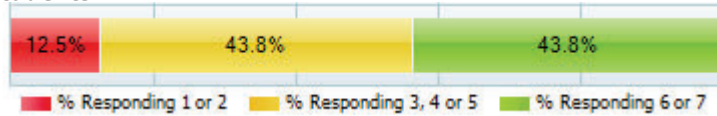
Q053. Assessment - How well did the teacher education program enhance your ability to apply knowledge of assessment strategies to: Align assessments with relevant standards



	N	% of Total
(1) Not at all	1	6.3%
(2)	0	0.0%
(3)	0	0.0%
(4) Moderately	3	18.8%
(5)	6	37.5%
(6)	2	12.5%

% Resp = 94.1%
N = 16
Mean = 5.19
Std Dev = 1.51

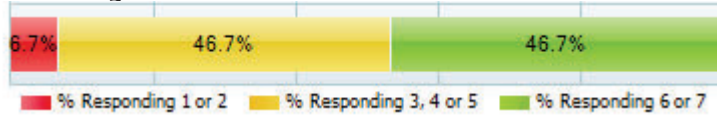
Q054. Assessment - How well did the teacher education program enhance your ability to apply knowledge of assessment strategies to: Create effective assignments for all students



	N	% of Total
(1) Not at all	0	0.0%
(2)	2	12.5%
(3)	1	6.3%
(4) Moderately	3	18.8%
(5)	3	18.8%
(6)	2	12.5%
(7) Extremely	5	31.3%

% Resp = 94.1%
N = 16
Mean = 5.06
Std Dev = 1.71

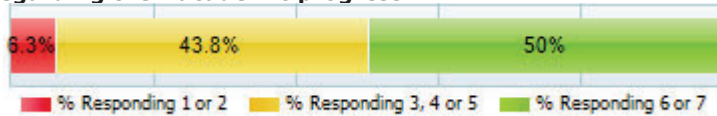
Q055. Assessment - How well did the teacher education program enhance your ability to apply knowledge of assessment strategies to: Provide evidence of student academic growth



	N	% of Total
(1) Not at all	0	0.0%
(2)	1	6.7%
(3)	2	13.3%
(4) Moderately	2	13.3%
(5)	3	20.0%
(6)	2	13.3%
(7) Extremely	5	33.3%

% Resp = 88.2%
N = 15
Mean = 5.20
Std Dev = 1.64

Q056. Assessment - How well did the teacher education program enhance your ability to apply knowledge of assessment strategies to: Provide timely feedback to students regarding their academic progress



	N	% of Total
(1) Not at all	1	6.3%
(2)	0	0.0%
(3)	0	0.0%
(4) Moderately	3	18.8%
(5)	4	25.0%
(6)	1	6.3%
(7) Extremely	7	43.8%

% Resp = 94.1%
N = 16
Mean = 5.50
Std Dev = 1.66

Q057. Classroom Management - How well did the teacher education program enhance your ability to create a productive classroom environment which: Actively engages students in the learning process



	N	% of Total
(1) Not at all	1	6.3%
(2)	0	0.0%
(3)	0	0.0%
(4) Moderately	4	25.0%
(5)	4	25.0%
(6)	1	6.3%
(7) Extremely	6	37.5%

% Resp = 94.1%
N = 16
Mean = 5.31
Std Dev = 1.65

Q058. Classroom Management - How well did the teacher education program enhance your ability to create a productive classroom environment which: Establishes appropriate expectations for student behavior



	N	% of Total
(1) Not at all	1	6.3%
(2)	0	0.0%
(3)	1	6.3%
(4) Moderately	4	25.0%
(5)	3	18.8%
(6)	2	12.5%
(7) Extremely	5	31.3%

% Resp = 94.1%
N = 16
Mean = 5.12
Std Dev = 1.69

Q059. Classroom Management - How well did the teacher education program enhance your ability to create a productive classroom environment which: Is safe



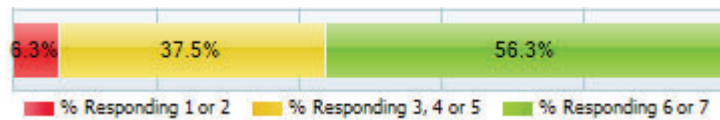
	N	% of Total
(1) Not at all	1	6.3%
(2)	0	0.0%
(3)	0	0.0%
(4) Moderately	3	18.8%
(5)	3	18.8%
(6)	1	6.3%
(7) Extremely	8	50.0%

% Resp = 94.1%
N = 16
Mean = 5.62
Std Dev = 1.69

Q060. Classroom Management - How well did the teacher education program enhance your ability to create a productive classroom environment which: Reflects appropriate classroom management skills

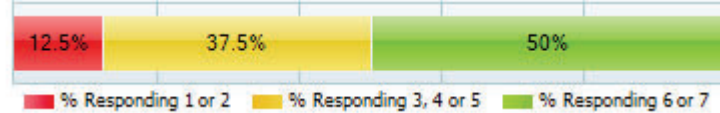
	N	% of Total
(1) Not at all	1	6.3%
(2)	0	0.0%
(3)	0	0.0%
(4) Moderately	3	18.8%

% Resp = 94.1%
N = 16
Mean = 5.50
Std Dev = 1.62



(5)	3	18.8%
(6)	3	18.8%
(7) Extremely	6	37.5%

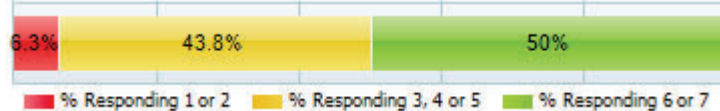
Q061. Content - How well did the teacher education program enhance your ability to exhibit a mastery of relevant content related to: Theories of student development



	N	% of Total
(1) Not at all	1	6.3%
(2)	1	6.3%
(3)	0	0.0%
(4) Moderately	2	12.5%
(5)	4	25.0%
(6)	3	18.8%
(7) Extremely	5	31.3%

% Resp = 94.1%
N = 16
Mean = 5.25
Std Dev = 1.75

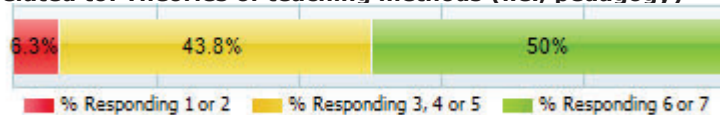
Q062. Content - How well did the teacher education program enhance your ability to exhibit a mastery of relevant content related to: Theories of student learning



	N	% of Total
(1) Not at all	0	0.0%
(2)	1	6.3%
(3)	1	6.3%
(4) Moderately	2	12.5%
(5)	4	25.0%
(6)	3	18.8%
(7) Extremely	5	31.3%

% Resp = 94.1%
N = 16
Mean = 5.38
Std Dev = 1.49

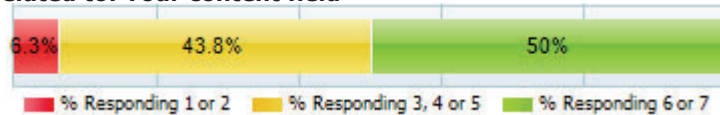
Q063. Content - How well did the teacher education program enhance your ability to exhibit a mastery of relevant content related to: Theories of teaching methods (i.e., pedagogy)



	N	% of Total
(1) Not at all	0	0.0%
(2)	1	6.3%
(3)	0	0.0%
(4) Moderately	3	18.8%
(5)	4	25.0%
(6)	4	25.0%
(7) Extremely	4	25.0%

% Resp = 94.1%
N = 16
Mean = 5.38
Std Dev = 1.36

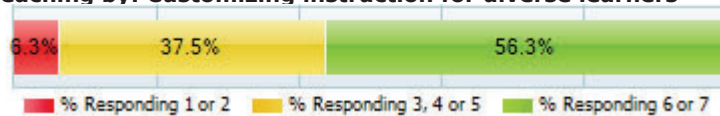
Q064. Content - How well did the teacher education program enhance your ability to exhibit a mastery of relevant content related to: Your content field



	N	% of Total
(1) Not at all	0	0.0%
(2)	1	6.3%
(3)	0	0.0%
(4) Moderately	3	18.8%
(5)	4	25.0%
(6)	3	18.8%
(7) Extremely	5	31.3%

% Resp = 94.1%
N = 16
Mean = 5.44
Std Dev = 1.41

Q065. Diversity - How well did the teacher education program enhance your ability to reflect the value of diversity in teaching by: Customizing instruction for diverse learners



	N	% of Total
(1) Not at all	1	6.3%
(2)	0	0.0%
(3)	0	0.0%
(4) Moderately	2	12.5%
(5)	4	25.0%
(6)	2	12.5%
(7) Extremely	7	43.8%

% Resp = 94.1%
N = 16
Mean = 5.62
Std Dev = 1.62

Q066. Diversity - How well did the teacher education program enhance your ability to reflect the value of diversity in teaching by: Establishing equity in the classroom



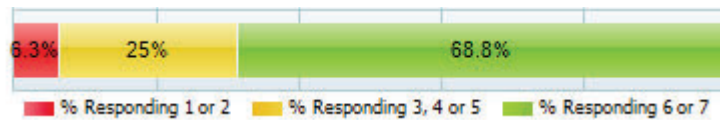
	N	% of Total
(1) Not at all	1	6.3%
(2)	0	0.0%
(3)	0	0.0%
(4) Moderately	1	6.3%
(5)	5	31.3%
(6)	3	18.8%
(7) Extremely	6	37.5%

% Resp = 94.1%
N = 16
Mean = 5.62
Std Dev = 1.54

Q067. Diversity - How well did the teacher education program enhance your ability to reflect the value of diversity in teaching by: Fostering an inclusive learning environment

	N	% of Total
(1) Not at all	1	6.3%

% Resp = 94.1%
N = 16



(2)	0	0.0%
(3)	0	0.0%
(4) Moderately	1	6.3%
(5)	3	18.8%
(6)	4	25.0%
(7) Extremely	7	43.8%

Mean = 5.81
Std Dev = 1.55

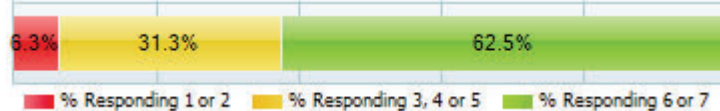
Q068. Diversity - How well did the teacher education program enhance your ability to reflect the value of diversity in teaching by: Implementing strategies for providing equal access to knowledge and skills for all students



	N	% of Total
(1) Not at all	1	6.3%
(2)	1	6.3%
(3)	0	0.0%
(4) Moderately	1	6.3%
(5)	4	25.0%
(6)	3	18.8%
(7) Extremely	6	37.5%

% Resp = 94.1%
N = 16
Mean = 5.44
Std Dev = 1.77

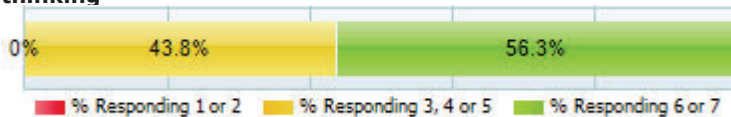
Q069. Diversity - How well did the teacher education program enhance your ability to reflect the value of diversity in teaching by: Relating positively to diverse students



	N	% of Total
(1) Not at all	1	6.3%
(2)	0	0.0%
(3)	1	6.3%
(4) Moderately	1	6.3%
(5)	3	18.8%
(6)	4	25.0%
(7) Extremely	6	37.5%

% Resp = 94.1%
N = 16
Mean = 5.56
Std Dev = 1.66

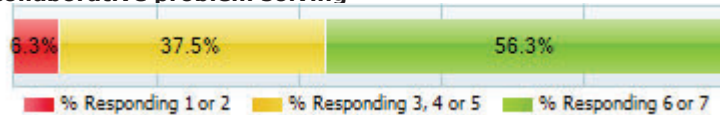
Q070. Instruction - How well did the teacher education program enhance your ability to demonstrate effective classroom instruction which: Engages students in critical thinking



	N	% of Total
(1) Not at all	0	0.0%
(2)	0	0.0%
(3)	1	6.3%
(4) Moderately	1	6.3%
(5)	5	31.3%
(6)	2	12.5%
(7) Extremely	7	43.8%

% Resp = 94.1%
N = 16
Mean = 5.81
Std Dev = 1.24

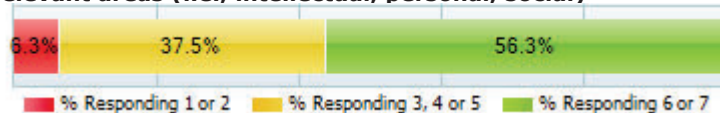
Q071. Instruction - How well did the teacher education program enhance your ability to demonstrate effective classroom instruction which: Engages students in collaborative problem solving



	N	% of Total
(1) Not at all	0	0.0%
(2)	1	6.3%
(3)	1	6.3%
(4) Moderately	1	6.3%
(5)	4	25.0%
(6)	2	12.5%
(7) Extremely	7	43.8%

% Resp = 94.1%
N = 16
Mean = 5.62
Std Dev = 1.54

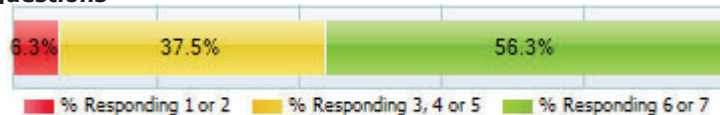
Q072. Instruction - How well did the teacher education program enhance your ability to demonstrate effective classroom instruction which: Fosters student development in relevant areas (i.e., intellectual, personal, social)



	N	% of Total
(1) Not at all	1	6.3%
(2)	0	0.0%
(3)	0	0.0%
(4) Moderately	2	12.5%
(5)	4	25.0%
(6)	2	12.5%
(7) Extremely	7	43.8%

% Resp = 94.1%
N = 16
Mean = 5.62
Std Dev = 1.62

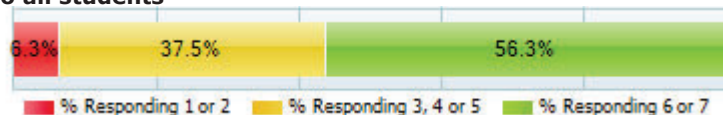
Q073. Instruction - How well did the teacher education program enhance your ability to demonstrate effective classroom instruction which: Is responsive to student questions



	N	% of Total
(1) Not at all	0	0.0%
(2)	1	6.3%
(3)	0	0.0%
(4) Moderately	3	18.8%
(5)	3	18.8%
(6)	1	6.3%
(7) Extremely	8	50.0%

% Resp = 94.1%
N = 16
Mean = 5.69
Std Dev = 1.53

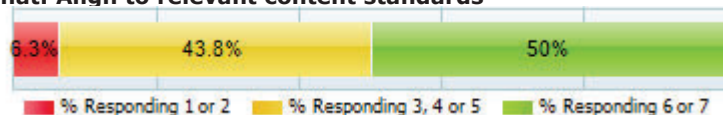
Q074. Instruction - How well did the teacher education program enhance your ability to demonstrate effective classroom instruction which: Makes subject matter meaningful to all students



	N	% of Total
(1) Not at all	1	6.3%
(2)	0	0.0%
(3)	2	12.5%
(4) Moderately	0	0.0%
(5)	4	25.0%
(6)	2	12.5%
(7) Extremely	7	43.8%

% Resp = 94.1%
N = 16
Mean = 5.50
Std Dev = 1.77

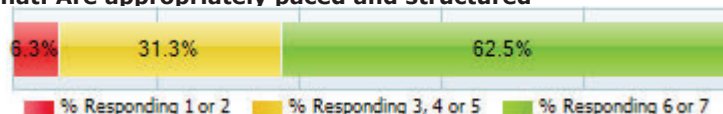
Q075. Lesson Planning - How well did the teacher education program enhance your ability to develop effective lesson plans that: Align to relevant content standards



	N	% of Total
(1) Not at all	0	0.0%
(2)	1	6.3%
(3)	1	6.3%
(4) Moderately	2	12.5%
(5)	4	25.0%
(6)	3	18.8%
(7) Extremely	5	31.3%

% Resp = 94.1%
N = 16
Mean = 5.38
Std Dev = 1.49

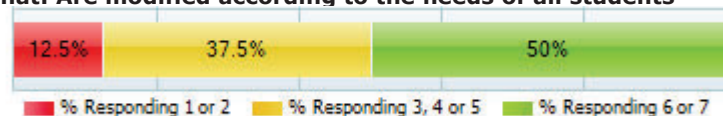
Q076. Lesson Planning - How well did the teacher education program enhance your ability to develop effective lesson plans that: Are appropriately paced and structured



	N	% of Total
(1) Not at all	1	6.3%
(2)	0	0.0%
(3)	0	0.0%
(4) Moderately	3	18.8%
(5)	2	12.5%
(6)	3	18.8%
(7) Extremely	7	43.8%

% Resp = 94.1%
N = 16
Mean = 5.62
Std Dev = 1.65

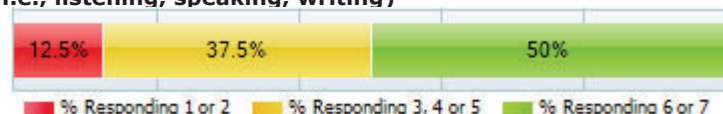
Q077. Lesson Planning - How well did the teacher education program enhance your ability to develop effective lesson plans that: Are modified according to the needs of all students



	N	% of Total
(1) Not at all	1	6.3%
(2)	1	6.3%
(3)	0	0.0%
(4) Moderately	2	12.5%
(5)	4	25.0%
(6)	1	6.3%
(7) Extremely	7	43.8%

% Resp = 94.1%
N = 16
Mean = 5.38
Std Dev = 1.83

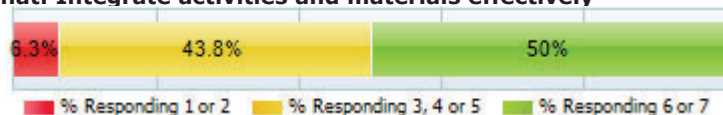
Q078. Lesson Planning - How well did the teacher education program enhance your ability to develop effective lesson plans that: Encourage multiple means of student communication (i.e., listening, speaking, writing)



	N	% of Total
(1) Not at all	0	0.0%
(2)	2	12.5%
(3)	0	0.0%
(4) Moderately	2	12.5%
(5)	4	25.0%
(6)	1	6.3%
(7) Extremely	7	43.8%

% Resp = 94.1%
N = 16
Mean = 5.44
Std Dev = 1.69

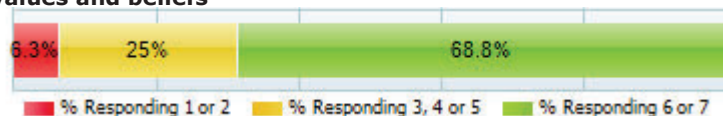
Q079. Lesson Planning - How well did the teacher education program enhance your ability to develop effective lesson plans that: Integrate activities and materials effectively



	N	% of Total
(1) Not at all	0	0.0%
(2)	1	6.3%
(3)	1	6.3%
(4) Moderately	3	18.8%
(5)	3	18.8%
(6)	1	6.3%
(7) Extremely	7	43.8%

% Resp = 94.1%
N = 16
Mean = 5.44
Std Dev = 1.62

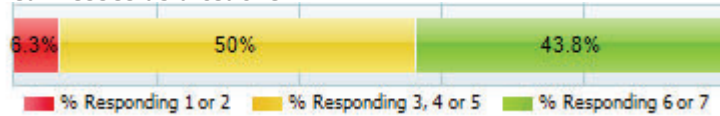
Q080. Professional Development - How well did the teacher education program enhance your ability to display appropriate professional skills through: Articulating basic professional values and beliefs



	N	% of Total
(1) Not at all	1	6.3%
(2)	0	0.0%
(3)	1	6.3%
(4) Moderately	0	0.0%
(5)	3	18.8%
(6)	6	37.5%

% Resp = 94.1%
N = 16
Mean = 5.62
Std Dev = 1.58

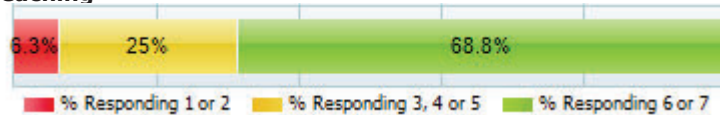
Q081. Professional Development - How well did the teacher education program enhance your ability to display appropriate professional skills through: Assessing your strengths and weaknesses as a teacher



	N	% of Total
(1) Not at all	1	6.3%
(2)	0	0.0%
(3)	1	6.3%
(4) Moderately	4	25.0%
(5)	3	18.8%
(6)	1	6.3%
(7) Extremely	6	37.5%

% Resp = 94.1%
N = 16
Mean = 5.19
Std Dev = 1.74

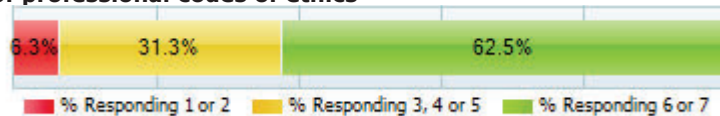
Q082. Professional Development - How well did the teacher education program enhance your ability to display appropriate professional skills through: Demonstrating a commitment to teaching



	N	% of Total
(1) Not at all	1	6.3%
(2)	0	0.0%
(3)	1	6.3%
(4) Moderately	1	6.3%
(5)	2	12.5%
(6)	3	18.8%
(7) Extremely	8	50.0%

% Resp = 94.1%
N = 16
Mean = 5.75
Std Dev = 1.71

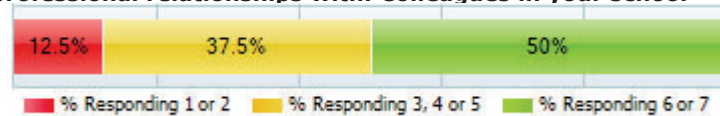
Q083. Professional Development - How well did the teacher education program enhance your ability to display appropriate professional skills through: Demonstrating an understanding of professional codes of ethics



	N	% of Total
(1) Not at all	1	6.3%
(2)	0	0.0%
(3)	1	6.3%
(4) Moderately	2	12.5%
(5)	2	12.5%
(6)	3	18.8%
(7) Extremely	7	43.8%

% Resp = 94.1%
N = 16
Mean = 5.56
Std Dev = 1.73

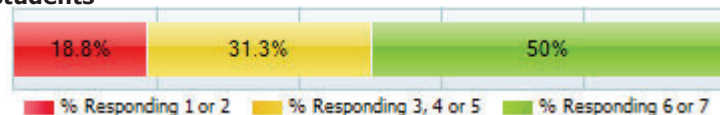
Q084. Professional Relationships - How well did the teacher education program enhance your ability to build collaborative professional relationships with: Colleagues in your school



	N	% of Total
(1) Not at all	1	6.3%
(2)	1	6.3%
(3)	1	6.3%
(4) Moderately	3	18.8%
(5)	2	12.5%
(6)	0	0.0%
(7) Extremely	8	50.0%

% Resp = 94.1%
N = 16
Mean = 5.25
Std Dev = 1.98

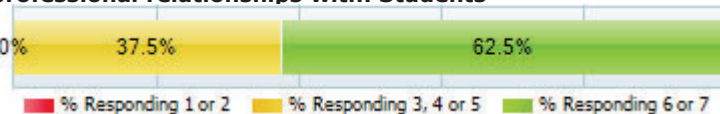
Q085. Professional Relationships - How well did the teacher education program enhance your ability to build collaborative professional relationships with: Families/guardians of students



	N	% of Total
(1) Not at all	0	0.0%
(2)	3	18.8%
(3)	1	6.3%
(4) Moderately	1	6.3%
(5)	3	18.8%
(6)	0	0.0%
(7) Extremely	8	50.0%

% Resp = 94.1%
N = 16
Mean = 5.25
Std Dev = 1.98

Q086. Professional Relationships - How well did the teacher education program enhance your ability to build collaborative professional relationships with: Students



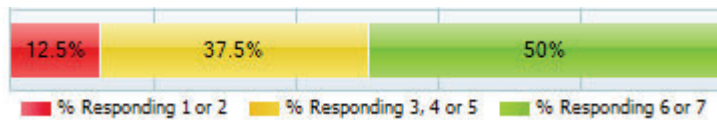
	N	% of Total
(1) Not at all	0	0.0%
(2)	0	0.0%
(3)	1	6.3%
(4) Moderately	2	12.5%
(5)	3	18.8%
(6)	2	12.5%
(7) Extremely	8	50.0%

% Resp = 94.1%
N = 16
Mean = 5.88
Std Dev = 1.32

Q087. Technology - How well did the teacher education program enhance your ability to integrate technology into the teaching experience to: Assess student learning

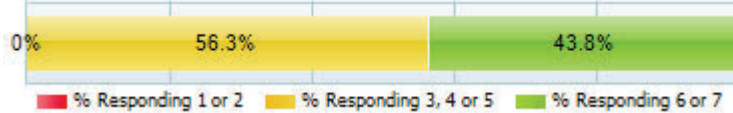
	N	% of Total
(1) Not at all	0	0.0%
(2)	2	12.5%
(3)	0	0.0%
(4) Moderately	3	18.8%

% Resp = 94.1%
N = 16
Mean = 5.31
Std Dev = 1.69



(5)	3	18.8%
(6)	2	12.5%
(7) Extremely	6	37.5%

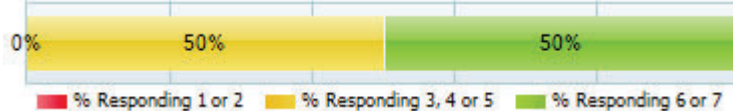
Q088. Technology - How well did the teacher education program enhance your ability to integrate technology into the teaching experience to: Improve the classroom experience



	N	% of Total
(1) Not at all	0	0.0%
(2)	0	0.0%
(3)	1	6.3%
(4) Moderately	3	18.8%
(5)	5	31.3%
(6)	1	6.3%
(7) Extremely	6	37.5%

% Resp = 94.1%
N = 16
Mean = 5.50
Std Dev = 1.32

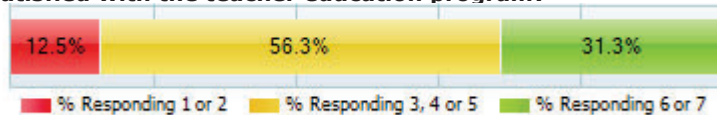
Q089. Technology - How well did the teacher education program enhance your ability to integrate technology into the teaching experience to: Enhance student learning



	N	% of Total
(1) Not at all	0	0.0%
(2)	0	0.0%
(3)	0	0.0%
(4) Moderately	3	18.8%
(5)	5	31.3%
(6)	2	12.5%
(7) Extremely	6	37.5%

% Resp = 94.1%
N = 16
Mean = 5.69
Std Dev = 1.16

Q090. Overall Evaluation - Regarding your experience in the teacher education program, to what degree: Were you satisfied with the teacher education program?



	N	% of Total
(1) Not at all	1	6.3%
(2)	1	6.3%
(3)	1	6.3%
(4) Moderately	2	12.5%
(5)	6	37.5%
(6)	3	18.8%
(7) Extremely	2	12.5%

% Resp = 94.1%
N = 16
Mean = 4.75
Std Dev = 1.60

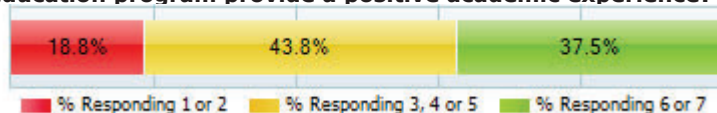
Q091. Overall Evaluation - Regarding your experience in the teacher education program, to what degree: Would you recommend the teacher education program to a close friend?



	N	% of Total
(1) Not at all	3	18.8%
(2)	2	12.5%
(3)	0	0.0%
(4) Moderately	3	18.8%
(5)	5	31.3%
(6)	1	6.3%
(7) Extremely	2	12.5%

% Resp = 94.1%
N = 16
Mean = 4.00
Std Dev = 1.97

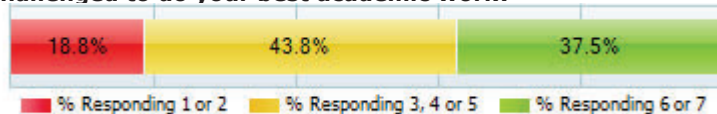
Q092. Overall Evaluation - Regarding your experience in the teacher education program, to what degree: Did the teacher education program provide a positive academic experience?



	N	% of Total
(1) Not at all	0	0.0%
(2)	3	18.8%
(3)	1	6.3%
(4) Moderately	1	6.3%
(5)	5	31.3%
(6)	2	12.5%
(7) Extremely	4	25.0%

% Resp = 94.1%
N = 16
Mean = 4.88
Std Dev = 1.76

Q093. Overall Evaluation - Regarding your experience in the teacher education program, to what degree: Were you challenged to do your best academic work?



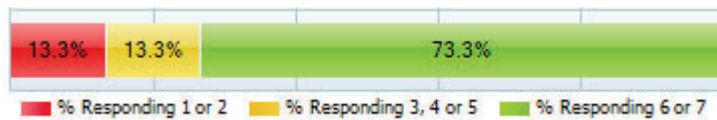
	N	% of Total
(1) Not at all	1	6.3%
(2)	2	12.5%
(3)	2	12.5%
(4) Moderately	3	18.8%
(5)	2	12.5%
(6)	1	6.3%
(7) Extremely	5	31.3%

% Resp = 94.1%
N = 16
Mean = 4.62
Std Dev = 2.00

Q094. Overall Evaluation - Regarding your experience in the teacher education program, to what degree: Were you motivated to do your best academic work?

	N	% of Total
(1) Not at all	0	0.0%

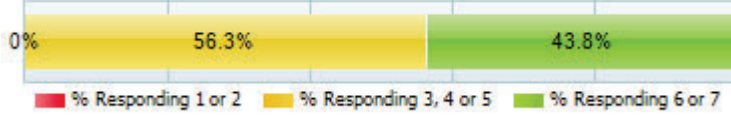
% Resp = 88.2%
N = 15



(2)	2	13.3%
(3)	1	6.7%
(4) Moderately	0	0.0%
(5)	1	6.7%
(6)	4	26.7%
(7) Extremely	7	46.7%

Mean = 5.67
Std Dev = 1.78

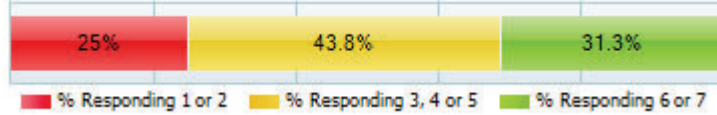
Q095. Overall Evaluation - Regarding your experience in the teacher education program, to what degree: Was the information you learned applicable to your future career?



	N	% of Total
(1) Not at all	0	0.0%
(2)	0	0.0%
(3)	0	0.0%
(4) Moderately	6	37.5%
(5)	3	18.8%
(6)	1	6.3%
(7) Extremely	6	37.5%

% Resp = 94.1%
N = 16
Mean = 5.44
Std Dev = 1.32

Q096. Overall Evaluation - Comparing the expense to the quality of your education, how would you rate the value of the investment made in your degree?



	N	% of Total
(1) Very poor	0	0.0%
(2) Poor	4	25.0%
(3) Fair	4	25.0%
(4) Good	1	6.3%
(5) Very good	2	12.5%
(6) Excellent	2	12.5%
(7) Exceptional	3	18.8%

% Resp = 94.1%
N = 16
Mean = 4.19
Std Dev = 1.88